

Regency Ceramics Limited

CIN : L26914TG1983PLC004249

Registered office : Plot No.89/A, Aishwarya, 1stFloor, Street No.8, Sagar Society,
Road No.2, Banjara Hills, Hyderabad - 500 034,
Phone: 040-23319902 E-Mail ID : rclcosec@gmail.com

REF:RCL:SEC:2020

Date : 20th January, 2020

1. National Stock Exchange of India Ltd
Exchange Plaza, Bandra Kurla
Complex, Bandra (E),
MUMBAI - 400051
2. Corporate Relationship Department
BSE Limited, 25th Floor
Phiroze Jeejeebhoy Towers
Dalal Street, MUMBAI- 400 001.

Dear Sir/Madam,

Sub: Shareholding Pattern for the Quarter ended 31st December, 2019 - reg.

With reference to the above, please find enclosed Shareholding Pattern for the quarter ended 31st December, 2019 furnished under Regulation 31 of the SEBI (Listing Obligations and Disclosure Requirements) Regulations, 2015.

Kindly acknowledge the receipt of the same.

Thanking you,


Yours faithfully

For REGENCY CERAMICS LIMITED


Authorized signatory

Encl: a/a

Format of holding of specified securities		
1	Name of Listed Entity	<i>Regency Ceramics Limited</i>
2	Scrip Code/Name of Scrip/Class of Security	NSE : REGENCERAM BSE: 515018 Equity shares
3	Share Holding Pattern Filed under Reg.31(1)(a)/Reg.31(1)(b)/Reg.31(1) (c) a. If under 31(1)(b) then indicate the report for Quarter ending b. If under 31(1)(c) then indicate date of allotment/extinguishment	Regulation 31(1)(b) 31.12.2019 Not Applicable
4	Declaration: The Listed entity is required to submit the following declaration to the extent of submission of information:	
	Particulars	Yes/No
	1. Whether the Listed Entity has issued any partly paid up shares?	No
	2. Whether the Listed Entity has issued any Convertible Securities or Warrants?	No
	3. Whether the Listed Entity has issued any warrants?	No
	4. Whether the Listed Entity has any shares against which depository receipts are issued?	No
	5. Whether the Listed Entity has any shares in locked-in?	No
	6. Whether any shares held by promoters are pledge or otherwise encumbered?	Yes
	7. Whether the company has equity shares with differential voting rights?	No
	* If the Listed Entity selects the option 'No' for the questions above, the columns for the partly paid up shares, Outstanding Convertible Securities/ Warrants, depository receipts, locked-in shares, No of shares pledged or otherwise encumbered by promoters, as applicable, shall not be displayed at the time of dissemination on the Stock Exchange website. Also wherever there is 'No' declared by Listed Entity in above table the values will be considered as 'Zero' by default on submission of the format of holding of specified securities.	
5	The tabular format for disclosure of holding of specified securities is as follows:-	



[Handwritten signature]

Table I - Summary Statement holding of specified securities

Category	Category of Shareholder	No of Shareholders	No of fully paid up equity shares held	No of Party paid-up equity shares held	No of Shares Underlying Depository Receipts	Total No of Shares Held	Shareholding as a % of total no of shares	Number of Voting Rights held in each class of securities			No of Shares Outstanding convertible securities (Including Warrants)	Shareholding as a % assuming full conversion of convertible Securities (as a percentage of diluted share capital)	Number of Locked in Shares		Number of Shares pledged or otherwise encumbered	Number of equity shares held in dematerialized form	
								Class X	Class Y	Total			No.	As a % of total			No.
(I)	(II)	(III)	(IV)	(V)	(VI)	(VII)	(VIII)	(IX)			(X)	(XI)	(XII)	(XIII)	(XIV)		
(A)	Promoter & Promoter Group	8	16021125	0	0	16021125	60.59	16021125	0	16021125	0	60.59	0	0.00	4687159	29.26	13978125
(B)	Public	13867	10420461	0	0	10420461	39.41	10420461	0	10420461	0	39.41	0	0.00	NA	NA	8843014
(C)	Non Promoter-Non Public																
(C1)	Shares underlying DRs	0	0	0	0	0	0	0	0	0	0	0	0	0.00	NA	NA	0
(C2)	Shares held by Employees Trusts	0	0	0	0	0	0	0	0	0	0	0	0	0.00	NA	NA	0
	Total:	13875	26441586	0	0	26441586	100.00	26441586	0	26441586	0	100.00	0	0.00	4687159	17.73	22821139

Handwritten signature




Table II - Statement showing shareholding pattern of the Promoter and Promoter Group

Category	Category & Name of the Shareholder	PAN	No of Shareholders	No of fully paid up equity shares held	No of Partly paid-up equity shares held	No of Shares Underlying Depository Receipts	Total No of Shares Held (IV+V+VI)	Shareholding as a % of total no of shares (A+B+C2)	Number of Voting Rights held in each class of securities			Shareholding as a % assuming full conversion of convertible securities (as a percentage of diluted share capital)	Number of shares in Locked	Number of Shares pledged or otherwise encumbered	Number of Shares held in dematerialized form
									Class X	Class Y	Total (IX)				
A	(i)	(ii)	(iii)	(iv)	(v)	(vi)	(vii)	(viii)	(ix)	(x)	(xi)	(xii)	(xiii)	(xiv)	
(1)	Indian														
(a)	Individuals/Hindu undivided Family														
1	G N NAIDU	ADIPG01538	1	7275183	0	0	7275183	27.51	7275183	0	27.51	0	4644159	63.84	5275183
2	N RADHIKA PRASAD	AHTPN4651J	1	4819586	0	0	4819586	18.23	4819586	0	18.23	0	0	0.00	4819586
3	BINDU G NAIDU	AAPPG6524L	1	2418750	0	0	2418750	9.15	2418750	0	9.15	0	0	0.00	2418750
4	SAROJINI GUDARU	AFVPG3583G	1	1214206	0	0	1214206	4.59	1214206	0	4.59	0	0	0.00	1214206
5	VENKATESULU G	AVZPG1443P	1	132850	0	0	132850	0.50	132850	0	0.50	0	0	0.00	132850
6	M.SATYENDRA PRASAD	AAAPN3815H	1	130550	0	0	130550	0.49	130550	0	0.49	0	0	0.00	130550
7	DORASWAMY NAIDU	AZAPG6247L	1	20000	0	0	20000	0.08	20000	0	0.08	0	20000	100.00	0
8	NARAYANAMMA P	ZZZZZ9999Z	1	10000	0	0	10000	0.04	10000	0	0.04	0	10000	100.00	0
	Central Government/State Government(s)		0	0	0	0	0	0.00	0	0	0.00	0	0	0.00	0
(b)	Government(s)		0	0	0	0	0	0.00	0	0	0.00	0	0	0.00	0
(c)	Financial Institutions/Banks		0	0	0	0	0	0.00	0	0	0.00	0	0	0.00	0
(d)	Any Other		0	0	0	0	0	0.00	0	0	0.00	0	0	0.00	0
	Sub-Total (A)(1)		8	16021125	0	0	16021125	60.59	16021125	0	60.59	0	4687159	29.26	13978125
(2)	Foreign														
(a)	Individuals (Non-Resident)		0	0	0	0	0	0.00	0	0	0.00	0	0	0.00	0
(b)	Government		0	0	0	0	0	0.00	0	0	0.00	0	0	0.00	0
(c)	Institutions		0	0	0	0	0	0.00	0	0	0.00	0	0	0.00	0
(d)	Foreign Portfolio Investor		0	0	0	0	0	0.00	0	0	0.00	0	0	0.00	0
(e)	Any Other		0	0	0	0	0	0.00	0	0	0.00	0	0	0.00	0
	Sub-Total (A)(2)		0	0	0	0	0	0.00	0	0	0.00	0	0	0.00	0
	Total Shareholding of Promoter and Promoter Group [A]=(A)(1)+(A)(2)		8	16021125	0	0	16021125	60.59	16021125	0	60.59	0	4687159	29.26	13978125


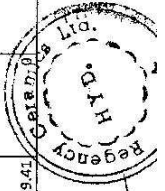


Table III - Statement showing shareholding pattern of the Public shareholder

Category	Category & Name of the Shareholder	PAN	No of Shareholders	No of fully paid up equity shares held	No of Partly paid-up equity shares held	No of Shares Underlying Depository Receipts	Total No of Shares Held (IV+V+VI)	Shareholding as a % of total no of shares (A+B+C2)	Number of Voting Rights held in each class of securities			No of Shares Underlying convertible securities (including Warrants)	Shareholding as a % assuming full conversion of convertible Securities (as a percentage of diluted share capital)	Number of Locked in Shares	Number of Shares pledged or otherwise encumbered	Number of equity shares held in dematerialized form
									Class X	Class Y	Total					
(I)	(II)	(III)	(IV)	(V)	(VI)	(VII)	(VIII)	(IX)			(X)	(XI)	(XII)	(XIII)	(XIV)	
(a)	Mutual Funds		2	2000	0	0	2000	0.01	2000	0	0	0	0.01	0	0	0
(b)	Venture Capital Funds		0	0	0	0	0	0.00	0	0	0	0	0.00	0	0	0
(c)	Alternate Investment Funds		0	0	0	0	0	0.00	0	0	0	0	0.00	0	0	0
(d)	Foreign Venture Capital Investors		0	0	0	0	0	0.00	0	0	0	0	0.00	0	0	0
(e)	Foreign Portfolio Investors		0	0	0	0	0	0.00	0	0	0	0	0.00	0	0	0
(f)	Financial Institutions/Banks		2	800	0	0	800	0.00	800	0	0	0	0.00	0	0	150
(g)	Insurance Companies		0	0	0	0	0	0.00	0	0	0	0	0.00	0	0	0
(h)	Provident Funds/Pension Funds		0	0	0	0	0	0.00	0	0	0	0	0.00	0	0	0
(i)	Any Other		0	0	0	0	0	0.00	0	0	0	0	0.00	0	0	0
	Sub Total (B)(1)		4	2800	0	0	2800	0.01	2800	0	0	0	0.01	0	0	150
	Central Government/State Government(s)/President of India															
(2)			2	416800	0	0	416800	1.58	416800	0	0	0	1.58	0	0	0
	Sub Total (B)(2)		2	416800	0	0	416800	1.58	416800	0	0	0	1.58	0	0	0
(3)	Non-Institutions															
	i. Individual shareholders holding nominal share capital up to Rs.2 lakhs															
(a)			13321	4371787	0	0	4371787	16.53	4371787	0	0	0	16.53	0	0	3860374
	ii. Individual shareholders holding nominal share capital in excess of Rs.2 Lakhs															
(b)	NBFCs Registered with RBI		21	1314148	0	0	1314148	4.97	1314148	0	0	0	4.97	0	0	1285377
(c)	Employee Trusts		0	0	0	0	0	0.00	0	0	0	0	0.00	0	0	0
	Overseas Depositories (Holding Drs.) (Balancing figure)		0	0	0	0	0	0.00	0	0	0	0	0.00	0	0	0
(d)	Any Other		0	0	0	0	0	0.00	0	0	0	0	0.00	0	0	0
(e)	NON RESIDENT INDIANS		354	152192	0	0	152192	0.58	152192	0	0	0	0.58	0	0	87704
	Clearing Members		20	9388	0	0	9388	0.04	9388	0	0	0	0.04	0	0	9388
	Trust		1	100	0	0	100	0.00	100	0	0	0	0.00	0	0	100
	BODIES CORPORATES		144	4153246	0	0	4153246	15.71	4153246	0	0	0	15.71	0	0	3599521
	Sub Total (B)(3)		13861	10000861	0	0	10000861	37.82	10000861	0	0	0	37.82	0	0	8842864
	Total Public Shareholding (B) = (B)(2)+(B)(3)		13867	10420461	0	0	10420461	39.41	10420461	0	0	0	39.41	0	0	8843014



Handwritten signature

